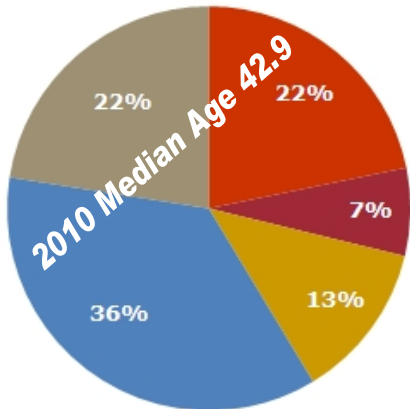


# Mohave County Demographic Overview

# A Growing Region

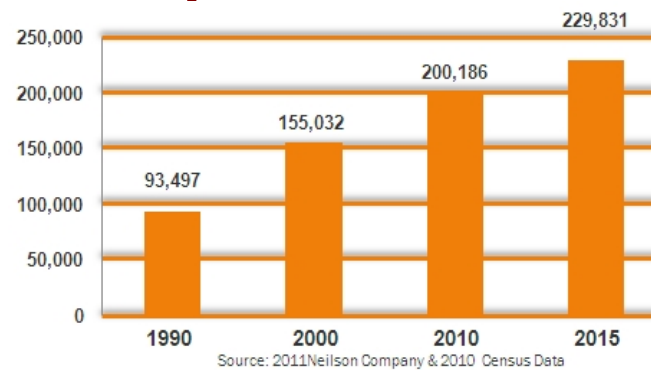
## Able & Experienced



Life	Age	Percentage		
Adolescents	0-4	6.24%	21.76%	
	5-9	5.88%		
	10-14	5.93%		
	15-17	3.71%		
Working Citizens	college age	3.09%	7.0%	
	21-24	3.94%		
	educated & moble	12.56%		
	educated & experienced	10.91%		
Retired	65-74	12.02%	22.5%	
	Flex work	75+		10.52%

Source: 2010 Nielsen Company

## Population Growth



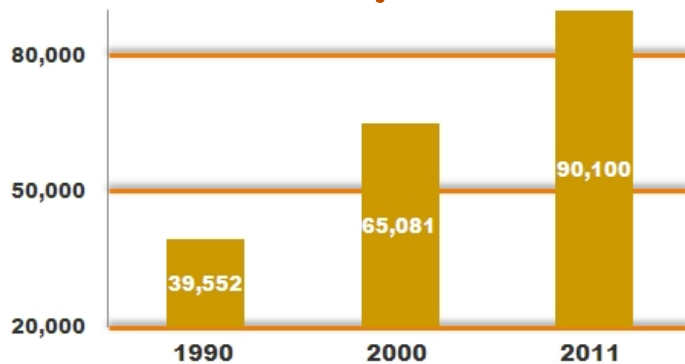
2010 Census	200,186
2015 Projected Population	229,831
2000 Census	155,032
Historical Growth 2000 to 2010	22.55%
Projected Growth 2010 to 2015	12.89%
Family Households (Dec. 1 2010)	56,231
2015 Projected Family Households	62,540

Source: 2010 Nielsen Company & 2010 Census Data

Labor Force	80,900
Unemployment Rate	11.50%

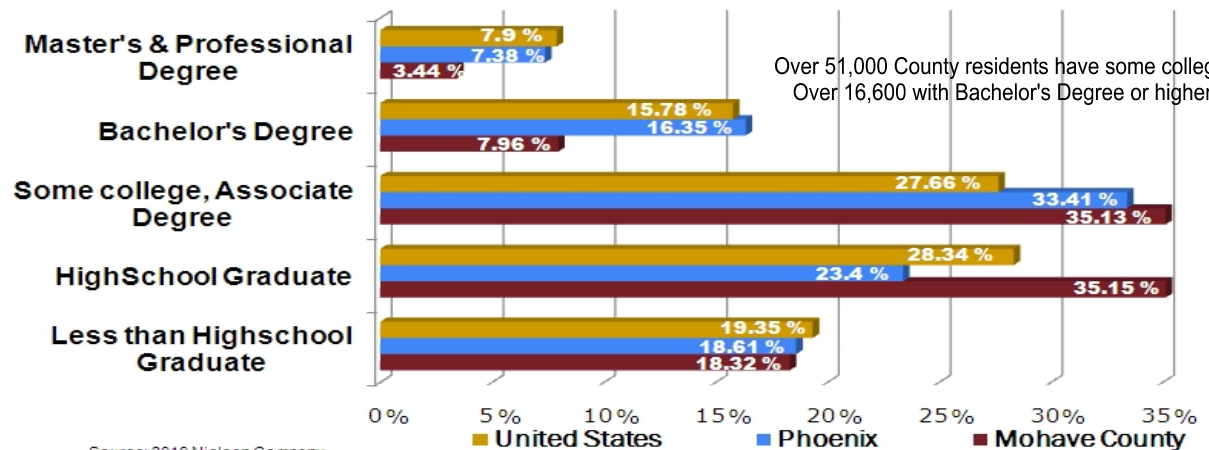
Source: Arizona DOC (February 2011)

## Mohave County Job Growth



Source: 2011 Neilson Company & Arizona Dept. of Commerce

## Education Levels

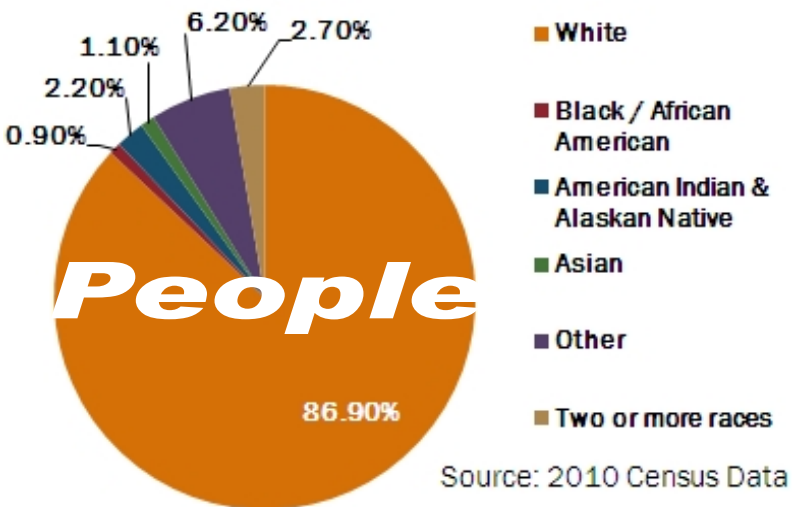


Source: 2010 Nielsen Company

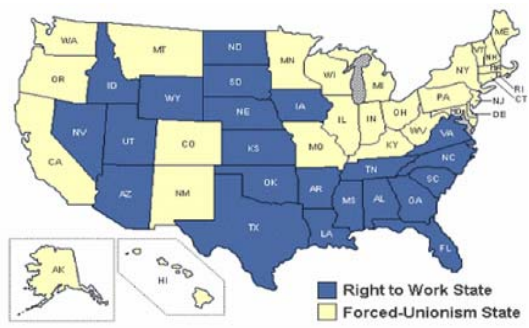
Over 51,000 County residents have some college;  
Over 16,600 with Bachelor's Degree or higher



**Mohave County Is : Pro Business People Pleasure Profitability Proximity**



**Right to Work State**



**Regional Cost of Living Index**

Region	City	Cost of Living Index	
US	National Average	100.00%	
	Nevada	Henderson, NV	100.60%
		Las Vegas, NV	90.50%
California	Riverside, CA	100.10%	
	Long Beach, CA	126.20%	
	Los Angeles, CA	144.40%	
	San Jose, CA	162.00%	
Arizona	Tucson, AZ	94.90%	
	Phoenix, AZ	90.80%	
	Flagstaff, AZ	115.00%	
Mohave County Arizona	Bullhead City, AZ	90.60%	
	Kingman, AZ	83.40%	
	Lake Havasu City, AZ	92.80%	

Source: Sperlings Best Places 2010

**Proximity**

City	MILES
<b>ONE-DAY DELIVERY</b>	
Las Vegas, NV	103
Phoenix, AZ	186
Tucson, AZ	297
Los Angeles, CA	324
Albuquerque, NM	476
<b>TWO-DAY DELIVERY</b>	
Salt Lake City, UT	526
Denver, CO	804
San Francisco, CA	995
Oklahoma City, OK	1,011
Dallas, TX	1,089

**928.757.0960**

**www.mohavedevelopment.org**